




Cincinnati Bar
ASSOCIATION

2024 JUDICIAL CANDIDATE POLL RESULTS



Ahead of each Election Day, the Cincinnati Bar Association sends a confidential, nonpartisan Judicial Survey of the candidates for election to all active attorney members. Members respond only to questions about candidates with whom they have had contact in the past four years, rating candidates on six categories.



Administrative Diligence

Candidate has the ability to run a courtroom in an efficient manner that leads to a timely disposition of matters before the court.



Communication Skills

Candidate communicates in a clear and respectful manner that demonstrates respect for the judicial process.



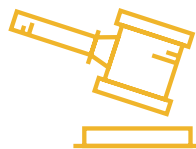
Community Engagement

Candidate is engaged in meaningful efforts to improve our community.



Integrity/Impartiality/ Objectivity

Candidate strives to administer justice in an impartial manner free of explicit or implicit bias.



Legal Experience

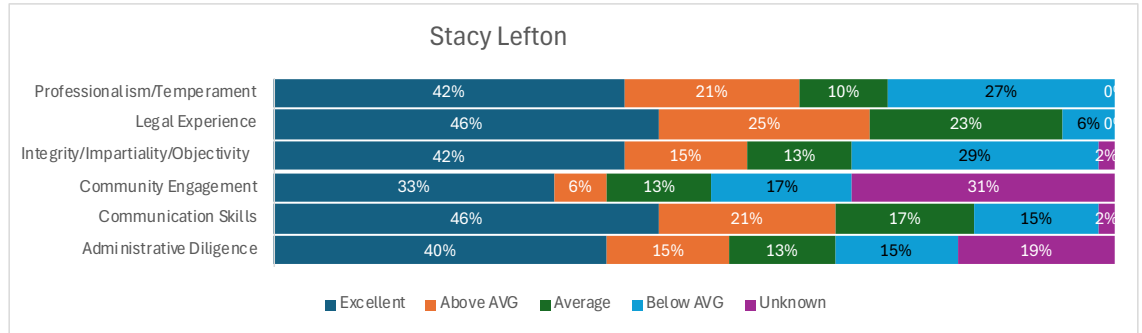
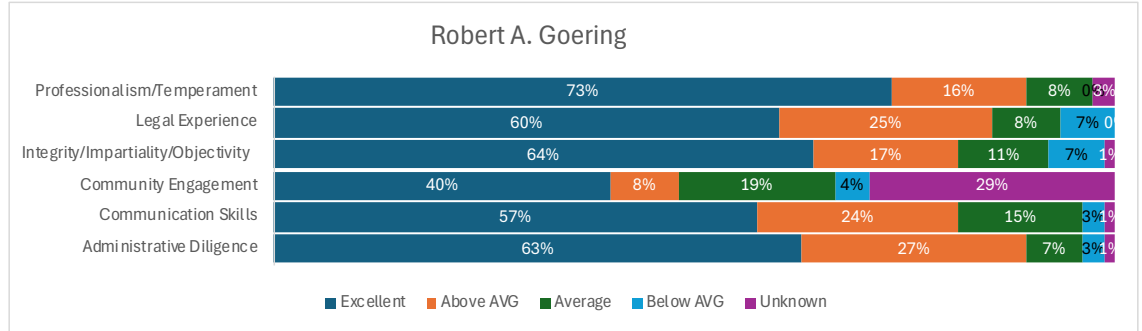
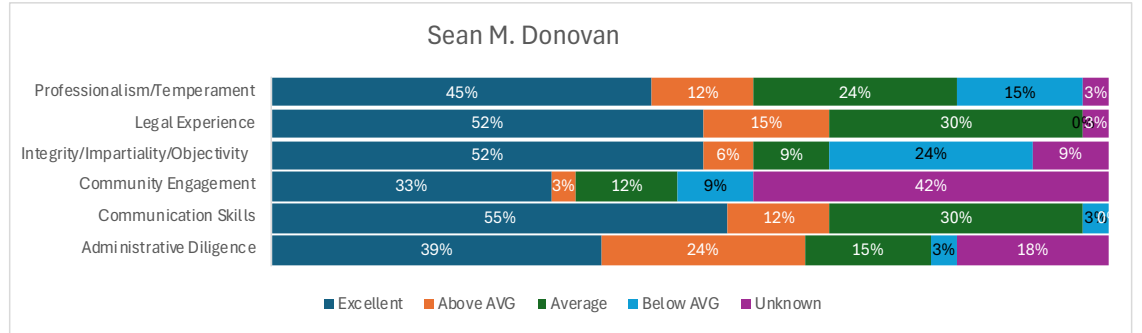

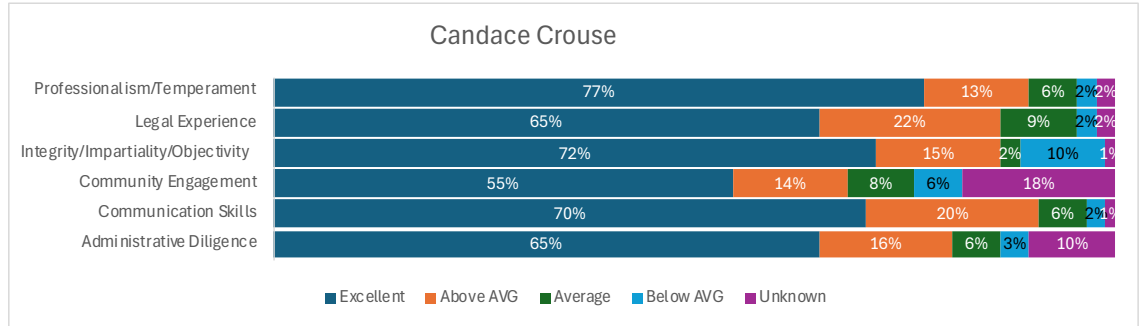
Candidate possesses the appropriate knowledge, skillsets, and experience specific to the judicial seat being sought.



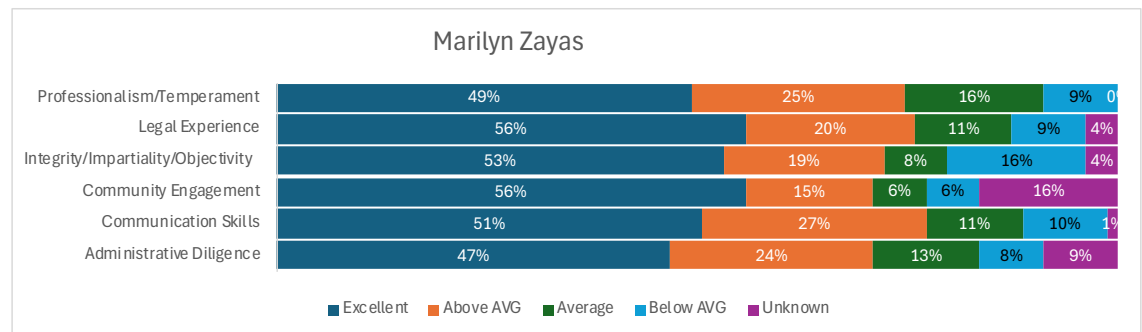
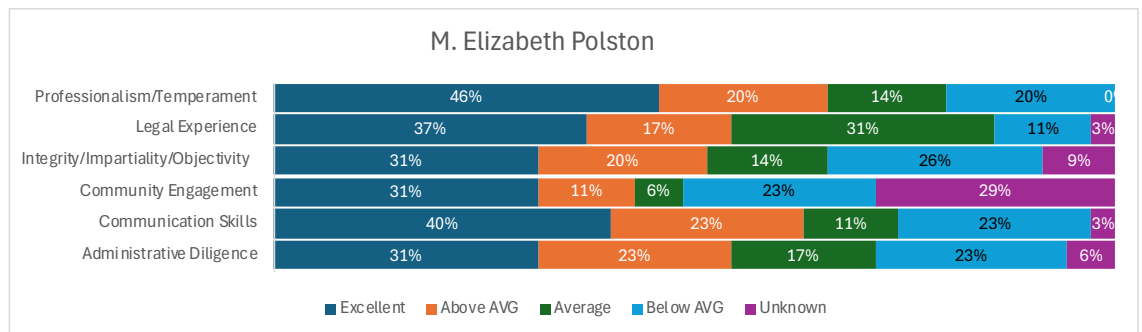
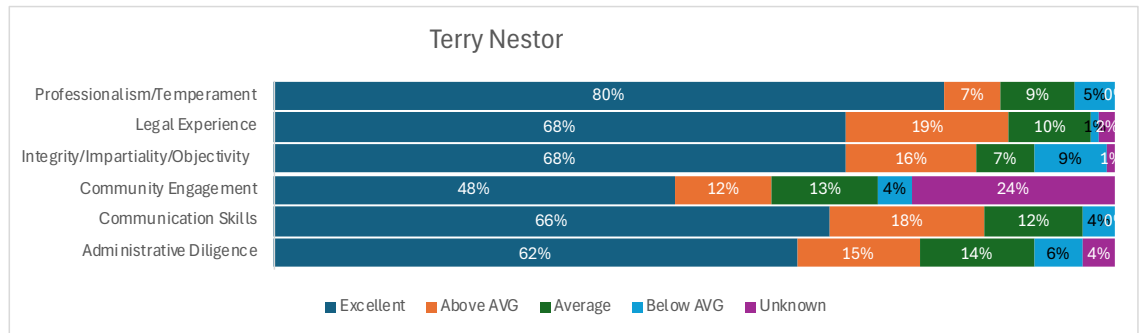
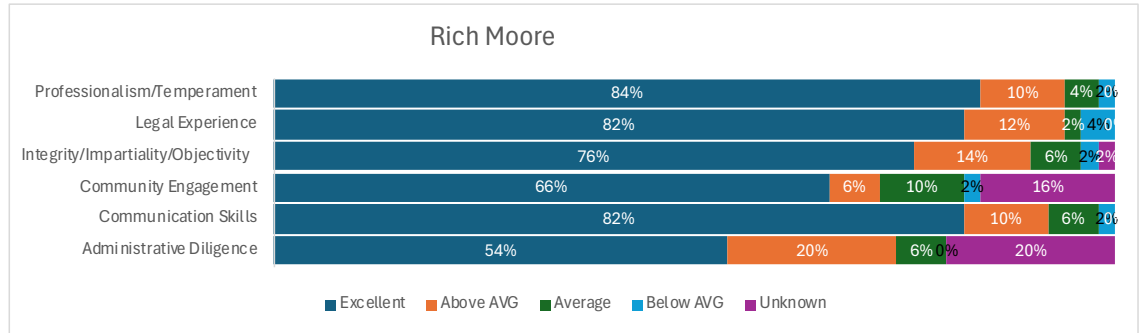
Professionalism/ Temperament

Candidate has demonstrated professionalism, ethics, and civility towards attorneys and non-attorneys regardless of what role they play in the judicial process, their political affiliation, and social standing.

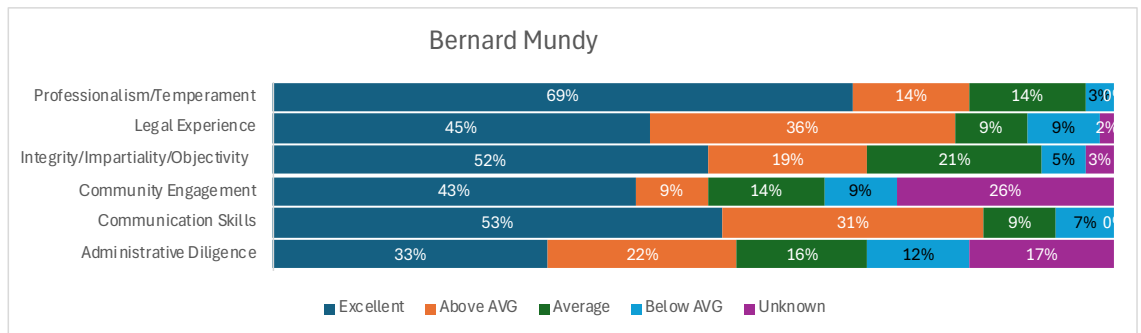
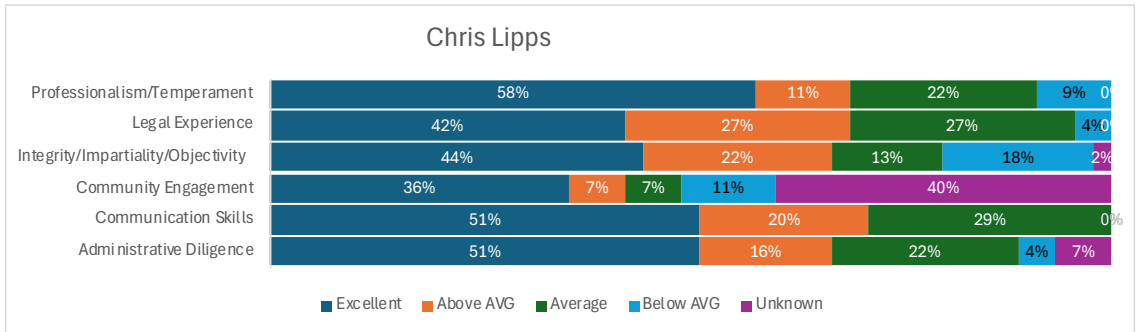
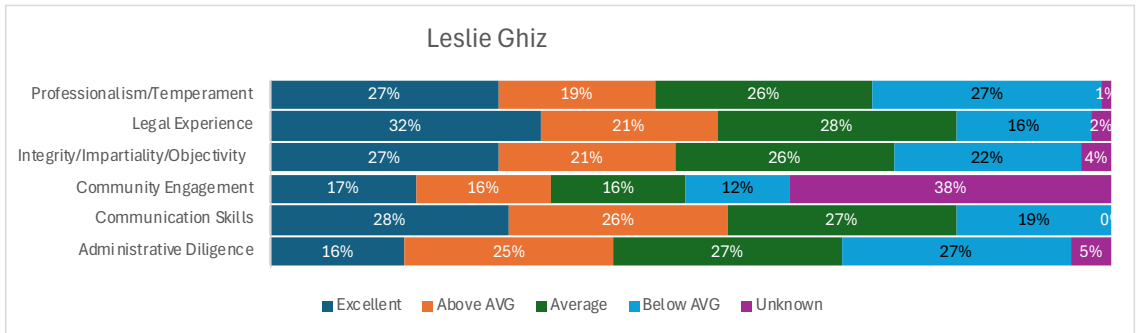
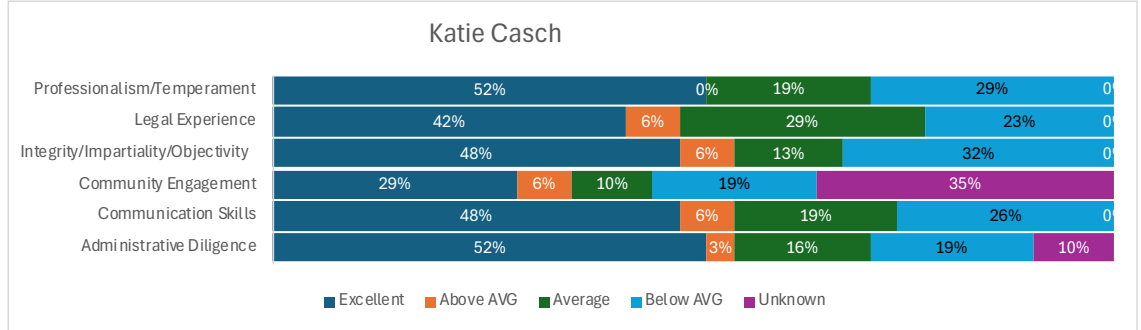
FIRST DISTRICT COURT OF APPEALS



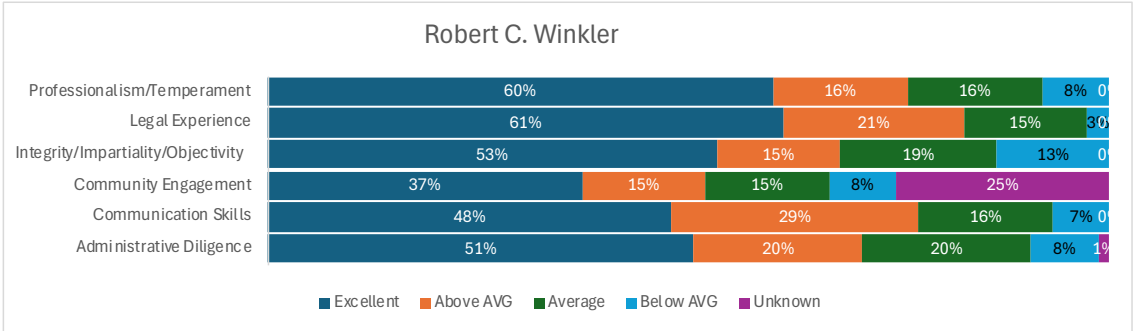
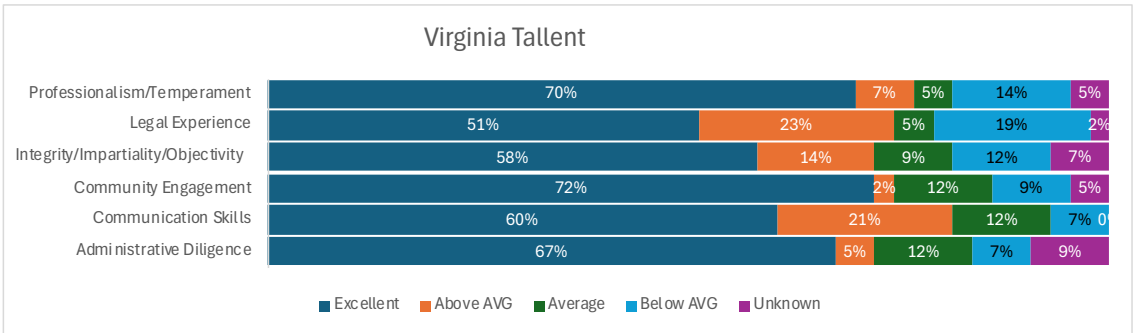
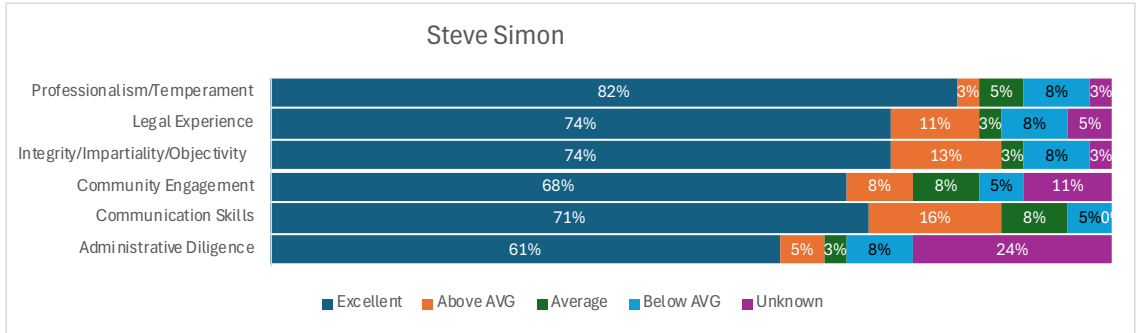
FIRST DISTRICT COURT OF APPEALS



COURT OF COMMON PLEAS



COURT OF COMMON PLEAS



Judicial Candidate Poll Results 2024

The following is the Cincinnati Bar Association's 2024 Hamilton County Judicial Candidate Poll. The survey was distributed to 2669 members of the Cincinnati legal community and provides valuable insights and observations about the local judicial candidates from members of the legal community that interact with them professionally.

		Administrative Diligence		Communication Skills		Community Engagement		Integrity Impartiality / Objectivity		Legal Experience		Professionalism / Temperament	
		Responded	%	Responded	%	Responded	%	Responded	%	Responded	%	Responded	%

Court of Appeals Candidates

Candace Crouse

Total Responses	150	Excellent	57	65%	62	70%	48	55%	63	72%	57	65%	68	77%
With Contact	88	Above AVG	14	16%	18	20%	12	14%	13	15%	19	22%	11	13%
% With Contact	59%	Average	5	6%	5	6%	7	8%	2	2%	8	9%	5	6%
No Contact	62	Below AVG	3	3%	2	2%	5	6%	9	10%	2	2%	2	2%
% No Contact	41%	Unknown	9	10%	1	1%	16	18%	1	1%	2	2%	2	2%

Sean M. Donovan

Total Responses	150	Excellent	13	39%	18	55%	11	33%	17	52%	17	52%	15	45%
With Contact	33	Above AVG	8	24%	4	12%	1	3%	2	6%	5	15%	4	12%
% With Contact	22%	Average	5	15%	10	30%	4	12%	3	9%	10	30%	8	24%
No Contact	117	Below AVG	1	3%	1	3%	3	9%	8	24%	0	0%	5	15%
% No Contact	78%	Unknown	6	18%	0	0%	14	42%	3	9%	1	3%	1	3%

Robert A. Goering

Total Responses	150	Excellent	47	63%	43	57%	30	40%	48	64%	45	60%	55	73%
With Contact	75	Above AVG	20	27%	18	24%	6	8%	13	17%	19	25%	12	16%
% With Contact	50%	Average	5	7%	11	15%	14	19%	8	11%	6	8%	6	8%
No Contact	75	Below AVG	2	3%	2	3%	3	4%	5	7%	5	7%	0	0%
% No Contact	50%	Unknown	1	1%	1	1%	22	29%	1	1%	0	0%	2	3%

Stacy Lefton

Total Responses	150	Excellent	19	40%	22	46%	16	33%	20	42%	22	46%	20	42%
With Contact	48	Above AVG	7	15%	10	21%	3	6%	7	15%	12	25%	10	21%
% With Contact	32%	Average	6	13%	8	17%	6	13%	6	13%	11	23%	5	10%
No Contact	102	Below AVG	7	15%	7	15%	8	17%	14	29%	3	6%	13	27%
% No Contact	68%	Unknown	9	19%	1	2%	15	31%	1	2%	0	0%	0	0%

Rich Moore

Total Responses	150	Excellent	27	54%	41	82%	33	66%	38	76%	41	82%	42	84%
With Contact	50	Above AVG	10	20%	5	10%	3	6%	7	14%	6	12%	5	10%
% With Contact	33%	Average	3	6%	3	6%	5	10%	3	6%	1	2%	2	4%
No Contact	100	Below AVG	0	0%	1	2%	1	2%	1	2%	2	4%	1	2%
% No Contact	67%	Unknown	10	20%	0	0%	8	16%	1	2%	0	0%	0	0%

Terry Nestor

Total Responses	150	Excellent	64	62%	68	66%	49	48%	70	68%	70	68%	82	80%
With Contact	103	Above AVG	15	15%	19	18%	12	12%	16	16%	20	19%	7	7%
% With Contact	69%	Average	14	14%	12	12%	13	13%	7	7%	10	10%	9	9%
No Contact	47	Below AVG	6	6%	4	4%	4	4%	9	9%	1	1%	5	5%
% No Contact	31%	Unknown	4	4%	0	0%	25	24%	1	1%	2	2%	0	0%

M. Elizabeth Polston

Total Responses	150	Excellent	11	31%	14	40%	11	31%	11	31%	13	37%	16	46%
With Contact	35	Above AVG	8	23%	8	23%	4	11%	7	20%	6	17%	7	20%
% With Contact	23%	Average	6	17%	4	11%	2	6%	5	14%	11	31%	5	14%
No Contact	115	Below AVG	8	23%	8	23%	8	23%	9	26%	4	11%	7	20%
% No Contact	77%	Unknown	2	6%	1	3%	10	29%	3	9%	1	3%	0	0%

Marilyn Zayas

Total Responses	150	Excellent	37	47%	40	51%	44	56%	42	53%	44	56%	39	49%
With Contact	79	Above AVG	19	24%	21	27%	12	15%	15	19%	16	20%	20	25%
% With Contact	53%	Average	10	13%	9	11%	5	6%	6	8%	9	11%	13	16%
No Contact	71	Below AVG	6	8%	8	10%	5	6%	13	16%	7	9%	7	9%
% No Contact	47%	Unknown	7	9%	1	1%	13	16%	3	4%	3	4%	0	0%

Judicial Candidate Poll Results 2024

Administrative Diligence		Communication Skills		Community Engagement		Integrity Impartiality / Objectivity		Legal Experience		Professionalism / Temperament	
Responded	%	Responded	%	Responded	%	Responded	%	Responded	%	Responded	%

Common Pleas Court

Katie Casch

Total Responses	150	Excellent	16	52%	15	48%	9	29%	15	48%	13	42%	16	52%
With Contact	31	Above AVG	1	3%	2	6%	2	6%	2	6%	2	6%	0	0%
% With Contact	21%	Average	5	16%	6	19%	3	10%	4	13%	9	29%	6	19%
No Contact	119	Below AVG	6	19%	8	26%	6	19%	10	32%	7	23%	9	29%
% No Contact	79%	Unknown	3	10%	0	0%	11	35%	0	0%	0	0%	0	0%

Leslie Ghiz

Total Responses	150	Excellent	13	16%	23	28%	14	17%	22	27%	26	32%	22	27%
With Contact	81	Above AVG	20	25%	21	26%	13	16%	17	21%	17	21%	15	19%
% With Contact	54%	Average	22	27%	22	27%	13	16%	21	26%	23	28%	21	26%
No Contact	69	Below AVG	22	27%	15	19%	10	12%	18	22%	13	16%	22	27%
% No Contact	46%	Unknown	4	5%	0	0%	31	38%	3	4%	2	2%	1	1%

Chris Lipps

Total Responses	150	Excellent	23	51%	23	51%	16	36%	20	44%	19	42%	26	58%
With Contact	45	Above AVG	7	16%	9	20%	3	7%	10	22%	12	27%	5	11%
% With Contact	30%	Average	10	22%	13	29%	3	7%	6	13%	12	27%	10	22%
No Contact	105	Below AVG	2	4%	0	0%	5	11%	8	18%	2	4%	4	9%
% No Contact	70%	Unknown	3	7%	0	0%	18	40%	1	2%	0	0%	0	0%
			45	1,000	45	1,000	45	1,000	45	1,000	45	1,000	45	1,000

Bernard Mundy

Total Responses	150	Excellent	19	33%	31	53%	25	43%	30	52%	26	45%	40	69%
With Contact	58	Above AVG	13	22%	18	31%	5	9%	11	19%	21	36%	8	14%
% With Contact	39%	Average	9	16%	5	9%	8	14%	12	21%	5	9%	8	14%
No Contact	92	Below AVG	7	12%	4	7%	5	9%	3	5%	5	9%	2	3%
% No Contact	61%	Unknown	10	17%	0	0%	15	26%	2	3%	1	2%	0	0%

Steve Simon

Total Responses	150	Excellent	23	61%	27	71%	26	68%	28	74%	28	74%	31	82%
With Contact	38	Above AVG	2	5%	6	16%	3	8%	5	13%	4	11%	1	3%
% With Contact	25%	Average	1	3%	3	8%	3	8%	1	3%	1	3%	2	5%
No Contact	112	Below AVG	3	8%	2	5%	2	5%	3	8%	3	8%	3	8%
% No Contact	75%	Unknown	9	24%	0	0%	4	11%	1	3%	2	5%	1	3%

Virginia Tallent

Total Responses	150	Excellent	29	67%	26	60%	31	72%	25	58%	22	51%	30	70%
With Contact	43	Above AVG	2	5%	9	21%	1	2%	6	14%	10	23%	3	7%
% With Contact	29%	Average	5	12%	5	12%	5	12%	4	9%	2	5%	2	5%
No Contact	107	Below AVG	3	7%	3	7%	4	9%	5	12%	8	19%	6	14%
% No Contact	71%	Unknown	4	9%	0	0%	2	5%	3	7%	1	2%	2	5%

Robert C. Winkler

Total Responses	150	Excellent	38	51%	36	48%	28	37%	40	53%	46	61%	45	60%
With Contact	75	Above AVG	15	20%	22	29%	11	15%	11	15%	16	21%	12	16%
% With Contact	50%	Average	15	20%	12	16%	11	15%	14	19%	11	15%	12	16%
No Contact	75	Below AVG	6	8%	5	7%	6	8%	10	13%	2	3%	6	8%
% No Contact	50%	Unknown	1	1%	0	0%	19	25%	0	0%	0	0%	0	0%

Margin of Error = +/- 4%